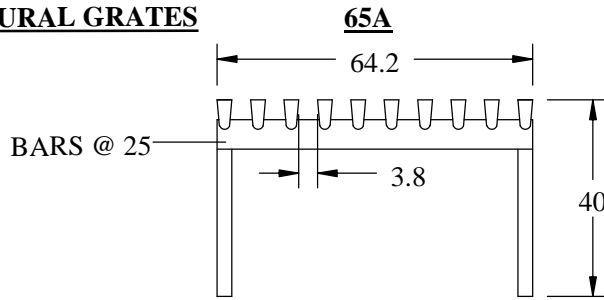
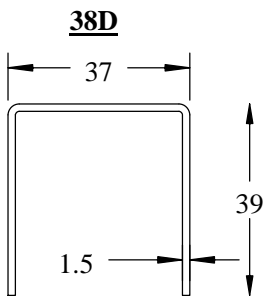


ARCHITECTURAL GRATES

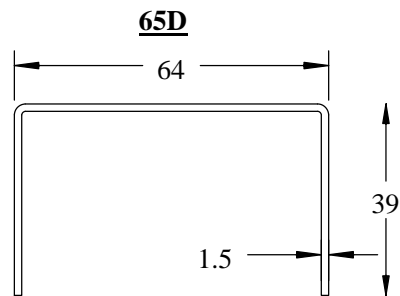


STAINLESS STEEL
316 Wedge Wire
Length 1200mm
38A
65A

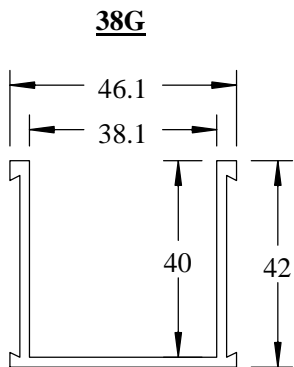


PERFORATED GRATES

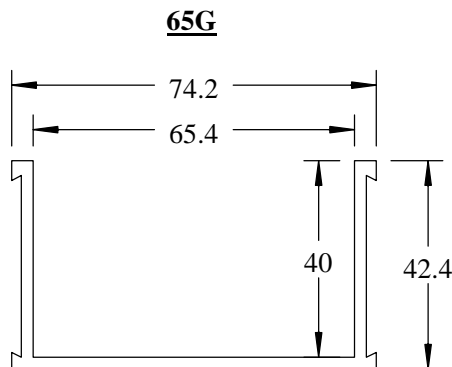
6.35 holes @ 9.55 pitch
40% open area.
INTAKE
38D = 2.5 L/s metre
65D = 4.0 L/s metre



STAINLESS STEEL
316 2B Finish.
Length 1200mm
38D
65D

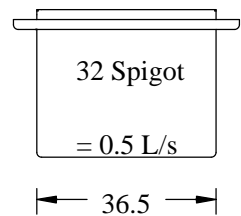


DRAINAGE CHANNELS

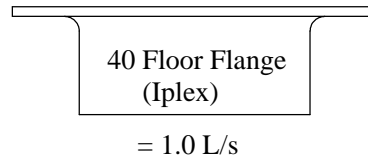


PLASTIC Grey
UV stable UPVC.
Length 3000mm
38G Channel
65G Channel

SPECIAL ASSEMBLY
Channel & Pipe
Length 3000mm




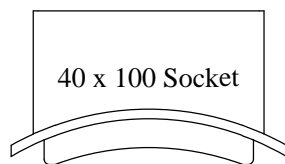
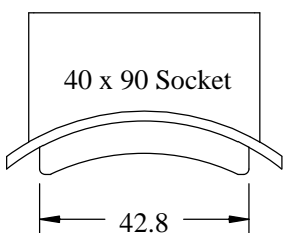
SPIGOTS



38G 90
38G100
38G150

65G 90
65G100
65G150

SOCKETS



FITTINGS (UPVC)