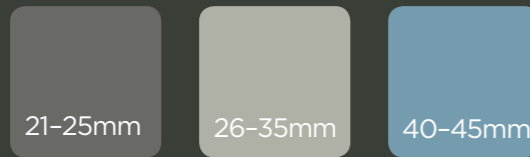


Product Selector

Find the right Stormtech product.
Match your preferred Grate + Range + Drain Depth + Kit Type.

Drain Depth COLOUR GUIDE




AR Architectural

RANGE - WIDTH -	MODULAR KITS		MADE TO LENGTH - CUSTOM OUTLET -	FIXED-LENGTH - CENTRE OUTLET -
	uPVC Channel	Stainless Steel Channel	All Stainless Steel	All Stainless Steel
38mm	38ARG40 PAGE 41		38ARi40MTL PAGE 41	
65mm	65ARG25 PAGE 18	65ARi25 PAGE 18	65ARi25MTL PAGE 17	65ARiCO25 PAGE 17
	65ARG40 PAGE 20	65ARi40 PAGE 19	65ARi40MTL PAGE 19	
100mm	100ARG20 PAGE 5	100ARi20 PAGE 5	100ARi20MTL PAGE 4	100ARiCO20 PAGE 4
	100ARG30 PAGE 6		100ARi40MTL PAGE 4	



TR Standard Range

65mm	65TRG25 PAGE 22	65TRi25 PAGE 22	65TRi25MTL PAGE 21	65TRiCO25 PAGE 21
	65TRG40 PAGE 24	65TRi40 PAGE 23	65TRi40MTL PAGE 23	
100mm	100TRG20 PAGE 8	100TRi20 PAGE 8	100TRi20MTL PAGE 7	100TRiCO20 PAGE 7
			100TRi40MTL PAGE 7	




MND Marc Newson Design

65mm	65MNDG25 PAGE 31	65MNDi25 PAGE 30	65MNDi25MTL PAGE 29	65MNDiCO25 PAGE 29
	65MNDGP25 PAGE 32	65MNDiP25 PAGE 31	65MNDiP25MTL PAGE 29	65MNDiCOP25 PAGE 30
100mm	100MNDG20 PAGE 13	100MNDi20 PAGE 12	100MNDi20MTL PAGE 11	100MNDiCO20 PAGE 11
			100MNDiP20MTL PAGE 11	100MNDiCOP20 PAGE 12



PS Punched Slot

RANGE - WIDTH -	MODULAR KITS		MADE TO LENGTH - CUSTOM OUTLET -	FIXED-LENGTH - CENTRE OUTLET -
	uPVC Channel	Stainless Steel Channel	All Stainless Steel	All Stainless Steel
38mm	38PSG40 PAGE 42		38PSi40MTL PAGE 42	
65mm	65PSG25 PAGE 34	65PSi25 PAGE 34	65PSi25MTL PAGE 33	65PSiCO25 PAGE 33
	65PSG40 PAGE 36	65PSi40 PAGE 35	65PSi40MTL PAGE 35	
100mm	100PSG20 PAGE 16	100PSi20 PAGE 16	100PSi20MTL PAGE 15	100PSiCO20 PAGE 15
			100PSi40MTL PAGE 15	



PH Punched Hole

38mm	38PHG40 PAGE 43		38PHi40MTL PAGE 43	
65mm	65PHG25 PAGE 38	65PHi25 PAGE 38	65PHi25MTL PAGE 37	65PHiCO25 PAGE 37
	65PHG40 PAGE 40	65PHi40 PAGE 39	65PHi40MTL PAGE 39	



Ti Tile Insert

65mm	65TiG40 PAGE 26	65Tii40 PAGE 26	65Tii30MTL PAGE 25	65TiiCO30 PAGE 25
			65Tii40MTL PAGE 25	
			65Tii40-22MTL PAGE 25	
100mm			100Tii30MTL PAGE 9	100TiiCO30 PAGE 9
			100Tii40MTL PAGE 9	
			100Tii40-22MTL PAGE 9	



TRTi Standard Range Tile Insert

65mm	65TRTiG25 PAGE 28	65TRTi25 PAGE 28	65TRTi25MTL PAGE 27	65TRTiCO25 PAGE 27
100mm			100TRTi25MTL PAGE 10	100TRTiCO25 PAGE 10

Product Codes

