




ARCHITECTURAL
GRATES + DRAINS



Tii-MTS

Tile Insert Drain



Code Tii-MTS

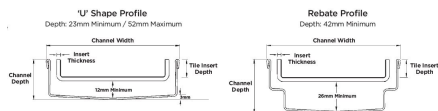
Range Custom Fabrication

Grate Style Ti

Category Custom Made

Channel Material Stainless Steel

Steel Grade 316




Grates longer than 1500mm supplied in sections. Tile Inserts longer than 1200mm supplied in sections. Channels over 3000mm supplied in sections with joiner. +/-2mm tolerance on dimensions.

Made to Size stainless steel Tile Insert drainage system with stainless steel channel.

Tile Insert Drain manufactured from 1.5mm thick 316 marine grade stainless steel.

STORMTECH COLOUR FINISHES



Electroplate finishes subject to natural variation with time and local environment. Factors such as pools/surf beaches may require electropolishing. Contact us for suitability.

PRODUCT APPLICATIONS

Bathroom Drainage
Aged / Health Care Drainage
Balcony Drainage
Commercial Drainage
Hospitality Drainage
Shower Drainage

Multi-Residential Drainage
Special Needs Drainage
Threshold Drainage
Wet Area Drainage

Copyright © Stormtech Pty Ltd. Patent 733361. Drawings not to scale, please use dimensions shown.
Downloaded 07/02/2026 (please check for updates)



Visit **stormtech.com.au**
for tools + inspiration.

Phone **1300 653 403**

Email **info@stormtech.com.au**