




ARCHITECTURAL  
GRATES + DRAINS



# SQ MTS

## Square Floor Waste

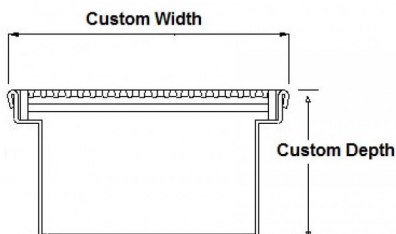


**Code** SQ MTS

**Range** Custom Fabrication

**Category** Custom Made

**Channel Material** Stainless Steel




Grates longer than 1500mm supplied in sections. Tile Inserts longer than 1200mm supplied in sections. Channels over 3000mm supplied in sections with joiner. +/-2mm tolerance on dimensions.

Custom, Made to Specification square floor waste of variable width and depth. Available in 316 marine grade or 304 stainless steel. Please note that electropolishing is recommended for installation areas in close proximity to a surf beach or pool area.

**Refer to AS3500 for outlet pipe sizes specific to your installation**

### STORMTECH COLOUR FINISHES



Electroplate finishes subject to natural variation with time and local environment. Factors such as pools/surf beaches may require electropolishing. Contact us for suitability.

### PRODUCT APPLICATIONS

Bathroom Drainage	Shower Drainage
Balcony Drainage	Multi-Residential Drainage
Courtyard / Patio Drainage	Wet Area Drainage
Driveway Drainage	
Pool and Spa Area Drainage	
Paved Area Drainage	

Copyright © Stormtech Pty Ltd. Patent 733361. Drawings not to scale, please use dimensions shown.  
Downloaded 31/08/2025 (please check for updates)



Visit **stormtech.com.au**  
for tools + inspiration.

Phone **1300 653 403**

Email **info@stormtech.com.au**